




The Whitfield® Cascade™ free-standing stove packs a lot of performance into an affordable high efficiency model. This reliable workhorse features impressive fuel capacity and combustion to ensure clean, long burn times for uninterrupted warmth. The Cascade has simple styling and is filled with convenience features to give you many seasons of comfort.


Whitfield®
BY LENNOX HEARTH PRODUCTS





Cascade™ stove shown with optional gold door


■ Whitfield® introduced the world's first residential pellet stove in 1984. Since then, homeowners have been embracing the benefits of pellet heating. Made from raw wood waste, pellets offer greater convenience than cord wood, heat more efficiently, and burn cleaner.

With Cascade™, economy has been combined with the quality and innovation that's made Whitfield one of the world's most dependable line of pellet stoves. If you're looking for a sensible alternative to the way you heat your home, take a good look at the quality of Whitfield, and the economy of Cascade. ■

STANDARD FEATURES



1



2



3

STANDARD FEATURES

1. Large 60-pound hopper capacity (shown with optional gold door)
2. Patented UltraGrate™ achieves nearly 100% combustion efficiency
3. Black cast-iron door

Dual-speed blower to control warmth delivered throughout the living space

High-efficiency automatic feed system

Delivers up to 30,000 BTUs per hour*

Operates up to 40 hours on a single load of pellets
(BTUs and burn time vary with pellet type)*

Highly efficient heat exchanger with a built-in cleaning system

Large-capacity ash pan

Black finish

Full 2-year limited warranty on all electrical components

OPTIONAL ACCESSORIES

Gold door

RELIABLE HEATING

Cascade™ provides unparalleled performance at a great value. With a generous 60-pound hopper capacity and a high-efficiency automatic feed system, Cascade delivers up to 30,000 BTUs per hour and can operate up to 40 hours on a single load of pellets*. With its dual-speed blower, you control the warmth distributed throughout your living area.

GREAT VALUE

Cascade provides unparalleled performance at a great value. Our patented UltraGrate achieves nearly 100% combustion efficiency, allowing you to burn lower grade fuels, even those with ash contents up to 3%. Overall efficiency is an exceptional 79-81%. And particulate emission is rated at 1.0 gram per hour — over five times cleaner than Federal Emissions Standards. You'll find Whitfield a great source of quality, efficiency and convenience, and Cascade a true representation of that.

** Actual performance may vary depending upon home design and insulation, ceiling heights, climate, condition and type of fuel used, appliance location, burn rate, accessories chosen, chimney installation and how the appliance is operated.*

DIMENSIONS

Width	23-3/4"
Height	28"
Depth	22-5/8"

CAPACITIES

Heating Capacity*	500-1,500 sq. ft.
BTU range	12,000-30,000**
Fuel capacity	60 lbs.
Burn time**	17- 40 hrs.***

CLEARANCES

Back	1"
Side	4"

EFFICIENCIES & FEDERAL EMISSIONS

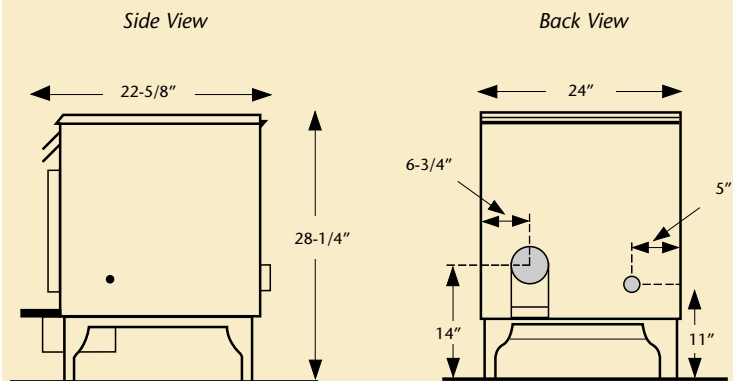
Overall efficiency	81%
Emission	1.3 gm/hr.****
Status	Exempt

PRODUCTS YOU CAN COUNT ON

Lennox is committed to providing you with high-quality products. A qualified dealer can help you find the right product to give you years of comfort and enjoyment.

Distributed By:

CASCADE™ DIMENSIONS



Dimensional Tolerance +/- 1/4". Pipe locations measured to centerline.

Cascade™ is approved for manufactured (mobile) home installation. This stove is manufactured and shipped with the UltraGrate™ installed, which enables it to burn both Premium grade and Standard grade wood pellet fuel with up to 3% ash content as defined by the PFI.

* Square feet heating capacities are approximations only.

** BTUs vary with pellet type.

***The burn time will vary with size and type of fuel being used.

****Cascade test results. Results based on EPA test methods. Efficiencies vary with fuel feed rates. They exceed the Federal Emissions Standard—7.5 grams/hr. particulate maximum. UltraGrate™ U.S. patent #5137010, 5383446.

IMPORTANT NOTES:

As with any heating appliance, fireplace or stove, this appliance is extremely hot during operation. Read and understand all operating instructions before using this appliance. For further information, consult your dealer.

Actual performance may vary depending upon home design and insulation, ceiling heights, climate, condition and type of fuel used, appliance location, burn rate, accessories chosen, chimney installation and how the appliance is operated.

Diagrams, illustrations and photographs are not to scale - consult installation instructions. Product designs, materials, dimensions, specifications, colors and prices are subject to change or discontinuance without notice.

Safety tested by: Warnock Hersey, Vancouver, B.C. Approved to: UL1482, UL907, ULCS627, CSAB3662, ULCS628, ASTM E-1509-93.

